

BORAL® PASTELCOTE®



Build With Boral®

You just found something
completely different.



Build the character right from the start.

It looks like an exquisite renovation. But actually, it's a unique type of brick construction that gives a seasoned texture and solid color to a virtually maintenance-free exterior. It comes in six subtle shades¹ and works beautifully with other siding materials such as stone and cedar shake. So, instead of waiting decades for your home to acquire this much character, you build the character right from the start.





Solid strength – inside and out.

On the outside, the remarkable durability and monolithic color of a PastelCote® finish. Inside, the structural integrity of solid brick construction. Together, the strength of a virtually maintenance-free home with a 25-year limited warranty and timeless appeal that only grows richer as it ages.



Now that you've found something completely different,
find out more by contacting us today.


Build With Boral®
1.800.5BORAL5 | www.boralbricks.com

¹Custom colors are available for an additional cost. Contact
your local Boral sales representative for more information.



Call 1-800-5BORAL5, visit www.boralpavers.com,
or contact our authorized Boral Bricks Distributor.

C pastelcote color PastelBuff





Call 1-800-5BORAL5, visit www.boralpavers.com,
or contact our authorized Boral Bricks Distributor.

C pastelcote color PastelMist





Call 1-800-5BORAL5, visit www.boralpavers.com,
or contact our authorized Boral Bricks Distributor.

C pastelcote color PastelShell





Call 1-800-5BORAL5, visit www.boralpavers.com,
or contact our authorized Boral Bricks Distributor.


C pastelcote color PastelSnow





Call 1-800-5BORAL5, visit www.boralpavers.com,
or contact our authorized Boral Bricks Distributor.


C pastelcote color PastelStone





Call 1-800-5BORAL5, visit www.boralpavers.com,
or contact our authorized Boral Bricks Distributor.

C pastelcote color Pastel Taupe





PastelCote® System Overview

1. Install PastelBrik® using a modified flush mortar joint.
2. Prepare the wall for the PastelCote® coating by protecting all areas not targeted for application.
3. Mix an entire bag of PastelCote® Finishing Mix with 9 quarts of water.
4. Begin the three-step application process:
 - i. Work the coating into the wall.
 - ii. Remove excess coating.
 - iii. Remove brush marks.
5. Protect newly coated walls with straw or sheeting at the foundation.

PastelCote® Wall Coverage

One fifty (50) pound bag of PastelCote® Finishing Mix, combined with 9 quarts of water, will cover approximately 1000 bricks or 250 square feet of wall area.

PastelCote® Drying and Curing Times

After mixing the bagged material with water, you have 1 to 3 hours to apply, depending on weather conditions and how the mixture is stored.

After the material has been applied to the wall, it will dry to the touch within an hour under normal conditions. Although the wall is dry, it is not fully cured and can be easily scuffed and damaged. Fifty percent of the curing process happens within 24 to 48 hours of application, and the final curing may take several more days, depending on the weather. Upon final curing, the wall will be completely bonded to the PastelBrik® and mortar joints and will be highly resistant to any physical damage.

Weather Considerations for PastelCote®

Do not apply the product when it is raining. Although it is best to avoid PastelCote® application when a strong chance of rain has been forecast, there may be times when progress on the jobsite outweighs the threat of rain. Since the coating dries and “sets” in a couple of hours under normal conditions, a late-afternoon shower will normally not affect progress earlier in the day. If rain forces the application process to stop in the middle of a wall, a re-coating of that particular wall may or may not be necessary. Once the wall is sufficiently dry, apply a test patch of coating at the point where work was halted and test for a color match. If there is no color difference between the area coated prior to the rain and the test patch, and there is no streaking, then the application can begin where it left off.

Do not apply the product below 40° F. It is safe, however, to apply the product at temperatures as cold as the low 40°s if no rain is expected within 24 hours. Allow the coating to dry and “set” for 3 to 4 hours if the temperature is expected to drop below 40° F.

High temperatures and direct sunlight will dry the product very quickly. Avoid working on walls under direct sunlight. If the walls are warm to the touch, then consider pre-wetting each section of the wall prior to application.



© Boral Bricks Inc., 2006

Build With Boral®
1.800.5BORAL5 | www.boralbricks.com

PastelCote® Cleaning Instructions

New Construction Cleaning

(Allow a week for the job to fully cure prior to cleaning.)

Efflorescence (powdery, white residue)	Slight efflorescence may be removed by brushing on a solution of 1 part white vinegar to 1 part water. Do not use a wire brush. For heavier efflorescence, use PROSOCO Sure Klean® <i>Burnished</i> Custom Masonry Cleaner. Rinse the wall thoroughly after cleaning.
Mud Stains	Light stains may be removed by brushing with a solution of ordinary soap and water. For more stubborn stains, use PROSOCO Enviro Klean® 2010 All Surface Cleaner at a mixture of 1 part concentrate to 2 parts water.

Remedial Cleaning

Mud Stains	Light stains may be removed by brushing with a solution of ordinary soap and water. For more stubborn stains, use PROSOCO Enviro Klean® 2010 All Surface Cleaner at 1 part concentrate to 2 parts water.
Mold and Mildew	Brush with a solution of PROSOCO Enviro Klean® 2010 All Surface Cleaner at a mixture of 1 part concentrate to 2 parts water.

Protective Treatment

PastelCote® should normally not be sealed, but in cases where heavy water penetration or soiling occurs (like on step treads or porch areas), a qualified sealer may be used.	Use PROSOCO Sure Klean® Weather Seal Siloxane PD per the manufacturer's recommendation.
---	---



© Boral Bricks Inc., 2006

Build With Boral®
1.800.5BORAL5 | www.boralbricks.com

PASTELCOTE® LIMITED WARRANTY

Terms of Warranty. Boral Bricks Inc. (the "Company") hereby warrants under this PASTELCOTE® LIMITED WARRANTY that, although the color of the Pastelcote® coating may change over time, the Pastelcote® coating is free of manufacturing defects and, when correctly applied in accordance with the instructions shown on each bag of Pastelcote® mix to Pastelbrik® brick, the Pastelcote® coating will not flake, blister or peel for a period of up to twenty-five (25) years from the original purchase date.

Warranty Period and Remedies. The limited warranty period and applicable coverage on the Pastelcote® coating commences as of the date of sale, and if the Buyer is a residential homeowner, the warranty shall extend for the life of the original Buyer and for the life of one successor or transferee. If the Buyer is a commercial entity, the warranty shall extend for twenty-five (25) years and shall be transferable. The liability of the Company under this limited warranty is limited to the supply of the Pastelcote® mix which is necessary to correct the claimed defect or problem. The Company will provide only replacement Pastelcote® mix and the Buyer is responsible for all other costs, including, but not limited to, (i) labor services and labor costs for the removal, application or reapplication of the Pastelcote® coating; (ii) shipping, handling, delivery or other administrative charges for forwarding the new Pastelcote® mix to the jobsite; and (iii) any other costs for materials and/or permits required for the removal, application or reapplication of the Pastelcote® coating.

Conditions and Exclusions. This Limited Warranty is subject to the conditions, remedies, transfer requirements, limitations and legal rights stated herein. All of the conditions and requirements stated must be met to make this Limited Warranty valid.

This Limited Warranty only applies if the following conditions are met:

1. The Pastelcote® coating must be applied on Pastelbrik® brick manufactured by the Company, and the Buyer must be able to demonstrate proof of purchase;
2. The Pastelcote® coating must be applied by a certified Pastelcote® installer who has been certified by the Company, and
3. The Pastelcote® coating must be applied in accordance with the Pastelcote® application instructions shown on each bag of Pastelcote® mix.

The Company shall not be liable for any loss or damage caused by: cleaning methods that physically or chemically remove the Pastelcote® coating (such as, high-pressure water cleaning, acids or wire brushes); improper application or installation of the Pastelcote® material; improper preparation of the underlying brick and mortar surface; structural cracking or movement, such as could occur as a result of the application of Pastelcote® material over the damp-proof course or expansion-joint material; entrapped moisture in the wall prior to application; abuse or mistreatment of the Pastelcote® coating, either during installation or at a subsequent time; color variations in the Pastelcote® coating; earthquake, hurricane, tornado or other acts of God; damage caused by wind-borne objects or other external forces other than normal wear and tear; contact with other building materials such as bitumen, paint, concrete, timber or colored oxide from concrete driveways; surface discoloration due to air pollution, rain runoff, attached products (such as gutters) or from sand, dirt or clay deposits; damage resulting from fumes or vapors directly applied to the Pastelcote® material or in the atmosphere.

LIMITATION ON IMPLIED WARRANTIES. EXCEPT FOR THE SPECIFIC WARRANTIES SET FORTH IN THIS LIMITED WARRANTY, THE COMPANY DOES NOT GIVE ANY OTHER WARRANTIES, WHETHER EXPRESS OR IMPLIED, INCLUDING WITHOUT LIMITATION ANY WARRANTIES OF MERCHANTABILITY OR FITNESS FOR A PARTICULAR PURPOSE. THE COMPANY SHALL NOT BE LIABLE FOR ANY INCIDENTAL OR CONSEQUENTIAL DAMAGES SUFFERED BY THE ORIGINAL PROPERTY OWNER IN CONNECTION WITH THE PURCHASE, USE, REPAIR OR REPLACEMENT OF THE PASTELCOTE® MIX OR THE PASTELCOTE® COATING.

Claim Procedure. Any claim under this Limited Warranty should be made within ninety (90) days after your discovery of a problem with the Pastelcote® coating. You must write to the Company at Boral Bricks Inc., Attn: Vice President of Marketing, 200 Mansell Court East, Suite 305, Roswell, Georgia 30076. Such written notice shall explain the basis for the claim, the date of purchase, the invoice number, and the Pastelbrik® code as stated on the invoice. To obtain warranty service, you are required to deliver to the Company a bill of sale or other evidence of the purchase of Pastelcote® mix and Pastelbrik® brick to establish the original date of purchase and proof of ownership. Under no circumstances should the Buyer undertake any repairs affecting the Pastelcote® coating without first notifying the Company of the alleged defect in material and allowing the Company a reasonable opportunity to inspect. Any work done which affects the Pastelcote® coating without the Company's consent will relieve the Company of any obligation under this Limited Warranty.

Legal Rights. Some states do not allow limitations on how long an implied warranty lasts, so the above limitations may not apply to you. Some states do not allow the exclusion or limitation on incidental or consequential damages, so the above limitations or exclusions may not apply to you. This warranty gives you specific legal rights, and you may also have other rights which vary from state to state.

If the laws of a particular state require terms other than or in addition to those contained in this warranty, this warranty shall be deemed modified so as to comply with the appropriate laws of such state, but only to the extent necessary to prevent the invalidity of this warranty or any provision of this warranty or to prevent the imposition of fines, penalties or any liability.

Warranty Effective Date: 07/01/03



© Boral Bricks Inc., 2006

Build With Boral®
1.800.5BORAL5 | www.boralbricks.com

